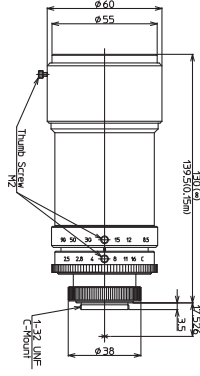


MACRO ZOOM

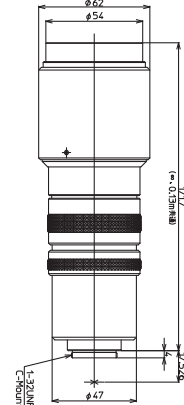
LMZ50M LMZ45T3 LMZ68M LMZ69M

- ▶ 2 zoom ranges (6× and 10×)
- ▶ Excellent for pattern matching, measurement, inspection, and character recognition

LMZ50M



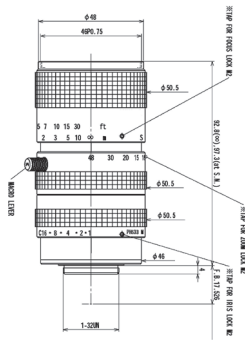
LMZ45T3



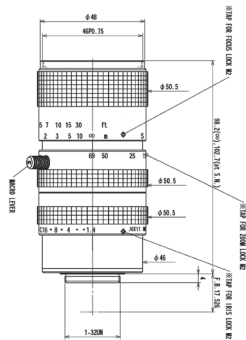
1/3" inf-0.7x 8.5-90mm ZOOM C-mt METAL
Fixed Focal C-mount Metal Body

2/3" 1/2" 1/3" inf-1.1x 18-108mm ZOOM C-mt METAL
Fixed Focal C-mount Metal Body

LMZ68M



LMZ69M



1/2" 8-48mm ZOOM C-mt METAL
Fixed Focal C-mount Metal Body

2/3" 11.5-69mm ZOOM C-mt METAL
Fixed Focal C-mount Metal Body

Model	LMZ50M				LMZ45T3			
Magnification	inf-0.7x				inf-1.1x			
Zoom Magnification	10x				6x			
Image Size(mm)	4.8x3.6(Φ6)				8.8x6.6(Φ11)			
Close up lens	3Dpt.un-installed		3Dpt.installed		3Dpt.un-installed		3Dpt.installed	
Shooting Magnification	Inf-0.28x		0.07~0.7x		Inf-0.72x		0.053~1.1x	
W.D (mm)	Inf-M.O.D=310		WD=310~150		Inf-M.O.D=185		WD=330~115	
Iris Range(F-stop)	F2.5~Close				F2.5~Close			
Object side N.A.	-				-			
Image side N.A.	-				-			
TV Distortion(%)	0.1		0.1		-0.3		-0.1	
Angle of View(Degrees)	-		-		inf wide inf tele WD=185 wide WD=185 tele		27.3x20.5° 4.7x3.5° 67.0x50.1 11.7x9.0	
2/3 inch	-		-		inf wide inf tele WD=185 wide WD=185 tele		19.9x14.9° 3.4x2.6° 48.6x36.5 8.7x6.6	
1/2 inch	-		-		inf wide inf tele WD=185 wide WD=185 tele		14.9x11.2° 2.6x2.0° 36.5x27.3 6.6x5.0	
1/3 inch	inf wide inf tele WD=310 wide WD=310 tele	31.3x23.5° 3.2x2.4° 140.7x103.0 14.0x10.4	WD=310 wide WD=310 tele WD=150 wide WD=150 tele	172.0x128.4 17.1x12.8 69.1x51.7 6.9x5.2	inf wide inf tele WD=185 wide WD=185 tele	14.9x11.2° 2.6x2.0° 36.5x27.3 6.6x5.0	WD=330 wide WD=330 tele WD=115 wide WD=115 tele	165.4x123.8 28.3x21.3 43.8x32.8 7.6x5.9
Mount	C-mount				C-mount			
Control	Manual				Manual			
Focus	Manual				Manual			
Zoom	Manual				Manual			
Filter Thread(mm)	M48xP0.75				M52xP0.75			
Size(mm)	Φ60x130				Φ62x171.7			
Weight(g)	437				595			
Temperature Range	-10°C~+50°C				-10°C~+50°C			

Model	LMZ68M	LMZ69M
Focal Length(mm)	8-48(6x)	11.5-69(6x)
Image Size(mm)	6.4x4.8(Φ8)	8.8x6.6(Φ11)
Iris Range(F-stop)	F1.0~Close	F1.4~Close
Focusing Range(m)	1.0~∞	1.0~∞
(Macro)	0.01	0.01
Control	Iris	Manual
Focus	Manual	Manual
Zoom	Manual	Manual
Angle of View(Degrees)	W43.6x33.4/T7.7x5.7	W41.9x32.0/T7.3x5.5
Mount	C-mount	C-mount
Filter Thread(mm)	M46x0.75	M46x0.75
Size(mm)	Φ50.5x92.8	Φ50.5x98.2
Weight(g)	280	300
Temperature Range	-10°C~+50°C	-10°C~+50°C

† Images may differ from the actual product.

4/3" 9MEGA 1/1.2" 12MEGA 1" 6 MEGA 1" MEGA 1" RUG 10 MEGA 5 MEGA 3 MEGA WIDE MEGA 2/3" MEGA 2/3" RUG 2/3" JO 1/1.8" NCL FIXED FOCAL LENGTH SWIR NIR LINE SCAN LF CDS N/F 3CCD NCS MACRO TELECENTRIC VARIOFICAL OTHERS